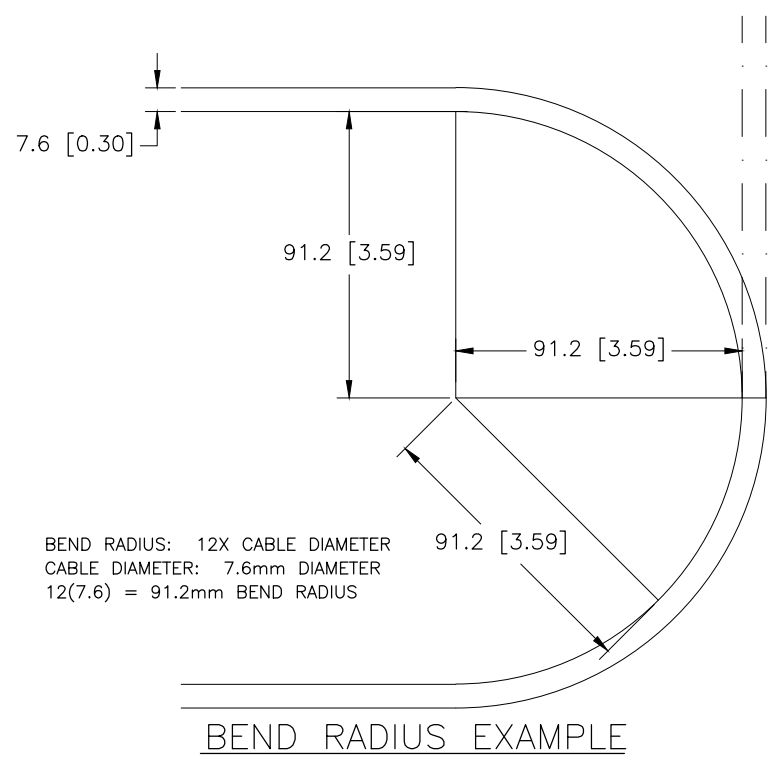
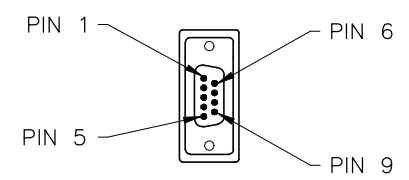
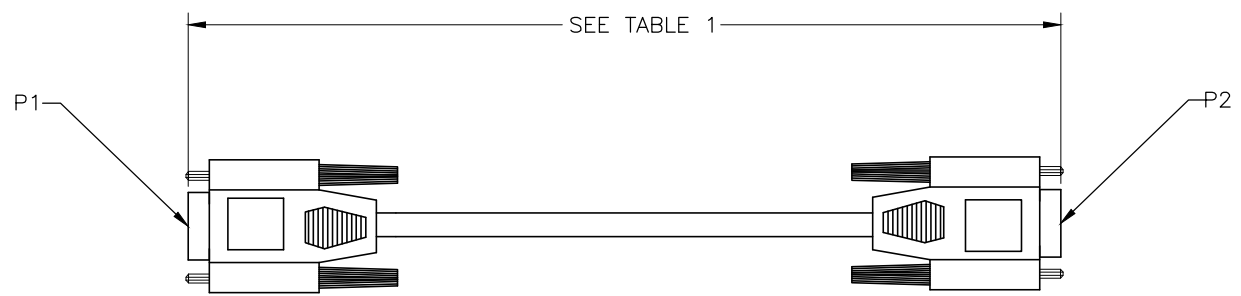
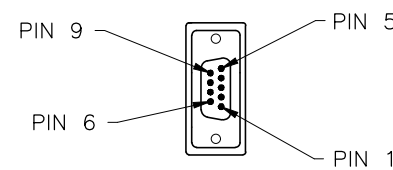


This document contains confidential and proprietary information which is the property of NI. This proprietary information is supplied to the possessor pursuant to the possessor's agreement to do the following:

1. to maintain this document in confidence;
2. not to reproduce, publish or copy it in whole or in part without written permission; and
3. not to use this document as a basis for the manufacture or sale of goods without written permission.

© COPYRIGHT 2020 NATIONAL INSTRUMENTS CORPORATION. ALL RIGHTS RESERVED.

REVISION HISTORY IS CONTROLLED IN AN ELECTRONIC DATABASE. CONTACT NI FOR REVISION DETAILS IF NEEDED.



WIRE LIST				
P1	SIGNAL	COLOR INSULATION/TRACER	P2	SIGNAL
2	HSI+	BLACK	3	HSO+
6	HSI-	BLACK/WHITE	7	HSO-
3	HSO+	BROWN	2	HSI+
7	HSO-	BROWN/WHITE	6	HSI-
4	RXD+	RED	8	TXD+
5	RXD-	RED/WHITE	9	TXD-
8	TXD+	ORANGE	4	RXD+
9	TXD-	ORANGE/WHITE	5	RXD-
1	GND	YELLOW	1	GND
10	N/C	YELLOW/BLACK	10	N/C

TABLE 1	
LENGTH	TOLERANCE
<2m	+5cm
2m TO 5m	+10cm
<5m	+15cm

CONDUCTOR SPECIFICATIONS:

CONDUCTOR: 28AWGTINNED COPPER, 0.32 MILLIMETER DIAMETER  
INSULATION: SR-PVC, 0.85 MILLIMETER DIAMETER

BEND RADIUS: 12X CABLE DIAMETER (SEE EXAMPLE) PER SPECIFICATIONS  
2014 NEC SECTION 300.34 CONDUCTOR BEND RADIUS  
2014 NEC SECTION 300.24 BENDING RADIUS

1. REFER TO PRODUCT MANUAL ON NI.COM FOR MORE DETAILS.  
NOTES: UNLESS OTHERWISE SPECIFIED.

CUSTOMER DRAWING

UNLESS OTHERWISE SPECIFIED DIMENSIONS ARE IN MILLIMETERS AND [INCHES]	NI.COM AUSTIN, TEXAS	
	TITLE DB-9/F TO DB-9/F RS232	
DO NOT SCALE DRAWING THIRD ANGLE PROJECTION	SIZE CODE IDENT NO. DATE D 7U296 07/16/2020	
	SCALE: 1/1	SHEET 1 OF 1